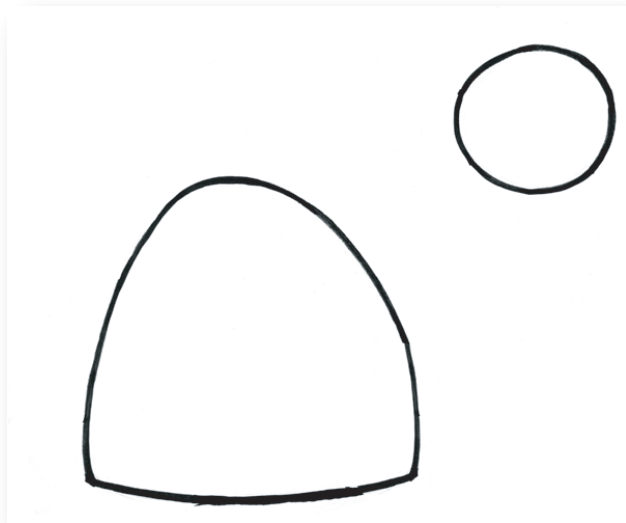



Step 1

Begin by drawing a ball shape on the top right of your paper, and a gumdrop shape on the opposite corner. I like to think of this as a sun rising over a hill.




Step 2

Now add two parallel "s" curves to connect the sun and the hill. Erase the corner area where the "s" curves overlap the hill.



Step 3

Add a small triangle at the bottom left of the hill. This will be Blort's tail.



Step 4

Draw another gumdrop on top of the ball. Notice that the gumdrop shape curves up on top (like a ball) and down on the bottom (like a very wide smile).

